

THE WOOD EFFECT



**RUSS : SHADOW82 A MEMBER OF
AIR BRUSH R US**



**START OF WITH
WHITE
HARDBOARD, ADD
YOUR MASK
(TORE IT DOWN
THE CENTRE)**




**ADD SOME
BACKGROUND
SHADES JUST
ROUGH**




HMM
COULD
PUT A
KNOT
THRER



USE A
KITCHEN
SPONGE
FOR THE
GRAIN



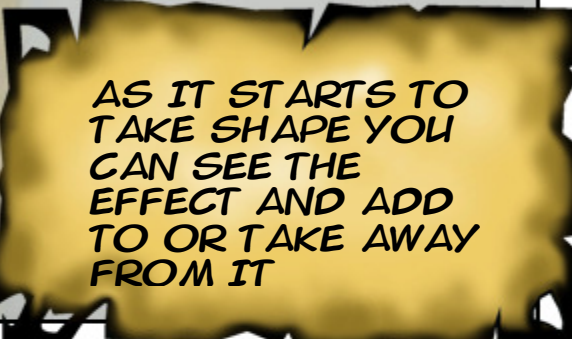
THE HARD
OR SOFT
SIDE?



THE
SOFT
SIDE



CONTINUE
TO ADD
DETAIL WITH
MORE PAINT
AND SPONGE



AS IT STARTS TO
TAKE SHAPE YOU
CAN SEE THE
EFFECT AND ADD
TO OR TAKE AWAY
FROM IT



NOW
CHILL
OUT A BIT
AND TAKE
A STEP
BACK



THAT IS
JUST
ABOUT
THAT

LOOKS
NOT BAD

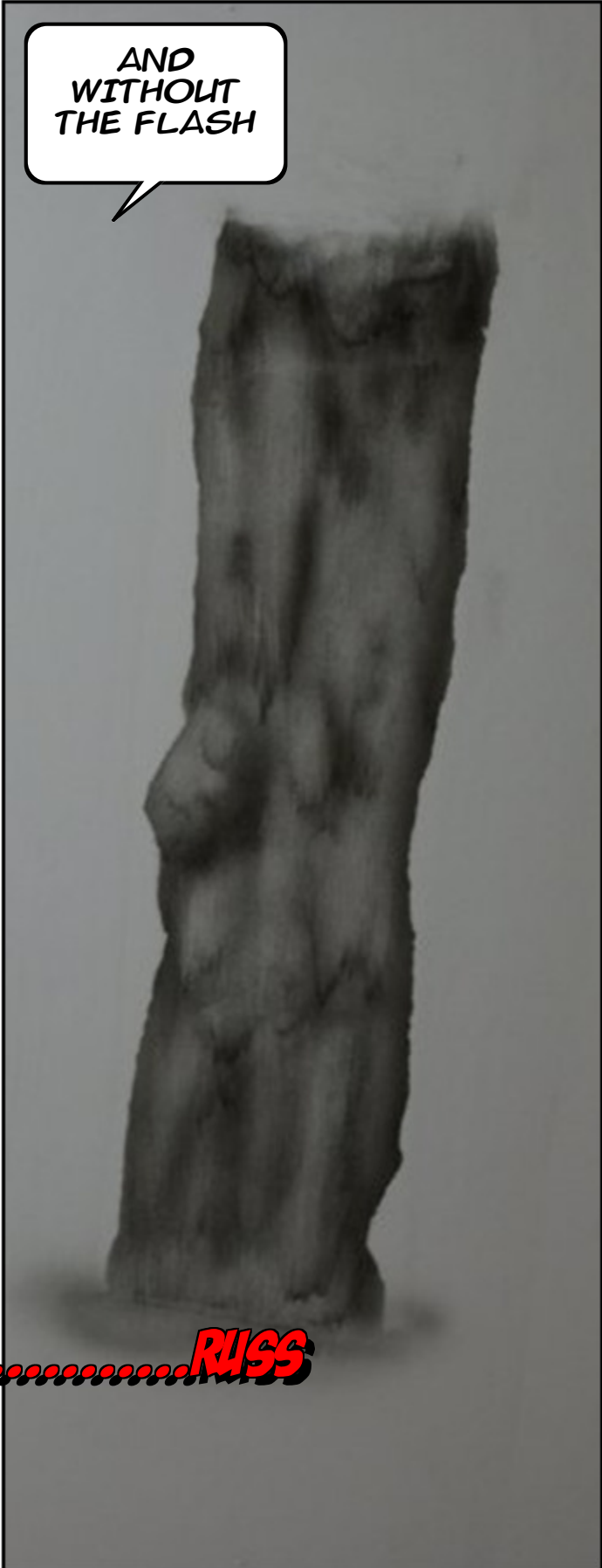


NOW WE
CAN GET
RID OF THE
MASKING
TAPE



THE
FLASH
KILLED IT
A BIT

HOPE THIS HELPS.....RUSS



AND
WITHOUT
THE FLASH

RUSS